

# P3-2.....E



**6Amps Relays - 2C/O Contacts**  
**6 A 250V AC 10.5 A 110V DC1**  
**6 A 30V DC1 0.2 A 220V DC1**

## Contacts

Materials : Standard AgNi  
 Optional 1 AgNi + Au 0.2 μ  
 Optional 2 AgNi + Au 5.0 μ

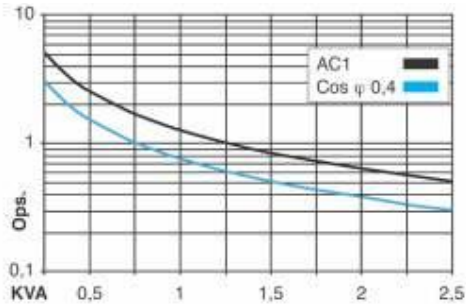
Max. Switching Current 6A  
 Max. Peak Inrush Current (20 ms) 30A  
 Max. Switching Voltage 250 VAC  
 Switching Power range 0.3 VA (W) to 2500 VA  
 Max. Contact Resistance 20m Ω  
 Max. AC Load (Table 1) 2.5 KVA  
 Max. DC Load (See Table 2) -

## Coils (Ohms ± @ 20°C)

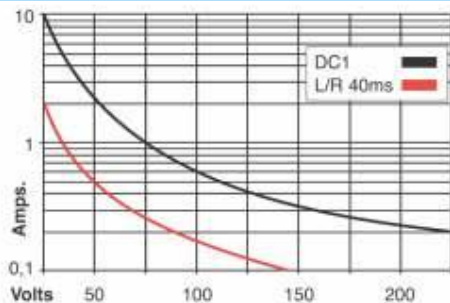
Pull-in Voltage ≤ 0.8xUn  
 Drop-out Voltage ≥ 0.1xUn  
 Nominal Coil Power 1.6 VA (AC / 1.3 W (DC))

VAC	Ohms	VDC	Ohms
6	3.15	6	33
12	13.3	12	115
24	52	24	480
48	240	48	1850
110	1120	110	9000
230	5600	220	29000

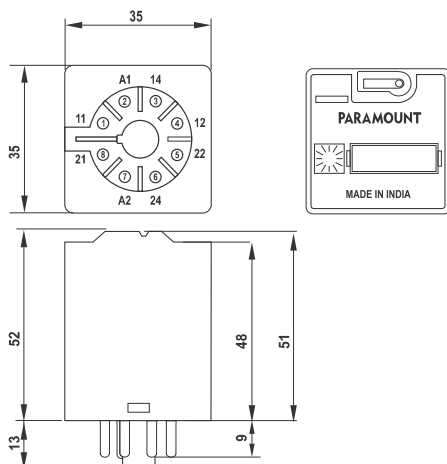
**Graph 1** Electrical life, ops x 10<sup>6</sup>



**Graph 2** Max. DC load



## Dimensions in mm.



## Insulation

Dielectric Strength (1 minute) : open contacts 1500 VAC  
 Between adjacent poles 2000 VAC  
 Between contacts and coil 2500 VAC  
 Insulation Resistance @ 500VDC Min. 200 MΩ  
 Isolation, IEC 61810-5 2.5 KV / 3

## Specifications

Operate / Release & Bounce Time Max. for DC 8+3 / 3.5+8 ms  
 Operate / Release & Bounce Time Max. for AC 9+8 / 12+16 ms  
 Mechanical Life ops. 10 Million AC, 20 Million DC relays  
 Electrical life at Nominal load ≥ 100,000 ops.  
 Operating Frequency at nominal load 1200 / hour  
 Shock Resistance AK : > 10g  
 Vibration Resistance 5g 10.....150 Hz  
 Mounting Direction any  
 Storage -40°C to +85°C  
 Ambient Operating Temperature -40°C to +55°C (for AC relay)  
 Ambient Operating Temperature -40°C to +70°C (for DC relay)  
 Protection Standard IP 40  
 Weight app. 80 g

## Standard Types

**AC : 6, 12, 24, 48, 110, 230**

**E = 6 Amps Relay**

**F = Mechanical Flag Indicator**

**P = LED Indicator**

**I = Lockable Push Button**

**R = RC Circuit**

**P3-2-F-E .... VAC**

**P3-2-FP-E .... VAC**

**P3-2-FPI-E .... VAC**

**P3-2-FIR-E .... VAC**

**DC : 6, 12, 24, 48, 110, 220**

**F = Mechanical Flag Indicator**

**P = LED**

**I = Lockable Push Button**

**W = Free Wheeling Diode**

**Z = Polarity & Free Wheeling Diode**

**B = AC/DC Bridge Rectifier**

**P3-2-F-E .... VDC**

**P3-2-FP-E .... VDC**

**P3-2-FPI-E .... VDC**

**P3-2-FPWI-E .... VDC**

**P3-2-FPZI-E .... VDC**

**P3-2-FPIB-E .... VAD**

## Suitable Sockets : S8D, S8LD

## Approvals

